

Contents

Module 1 – Socialising pp. 9-24

- 1a Reading & Vocabulary pp. 10-11
- 1b Listening & Speaking pp. 12-13
- 1c Grammar in Use pp. 14-15
- 1d Vocabulary & Speaking pp. 16-17
- 1e Writing Skills pp. 18-19
- 1f English in Use p. 20
- Culture Corner 1 p. 21
- Across the Curriculum pp. 22-23
- Progress Check 1 p. 24

Module 2 – Food & Shopping pp. 25-40

- 2a Reading & Vocabulary pp. 26-27
- 2b Listening & Speaking pp. 28-29
- 2c Grammar in Use pp. 30-31
- 2d Vocabulary & Speaking pp. 32-33
- 2e Writing Skills pp. 34-35
- 2f English in Use p. 36
- Culture Corner 2 p. 37
- Going Green 2 pp. 38-39
- Progress Check 2 p. 40

Module 3 – Great Minds pp. 41-56

- 3a Reading & Vocabulary pp. 42-43
- 3b Listening & Speaking pp. 44-45
- 3c Grammar in Use pp. 46-47
- 3d Vocabulary & Speaking pp. 48-49
- 3e Writing Skills pp. 50-51
- 3f English in Use p. 52
- Culture Corner 3 p. 53
- Across the Curriculum pp. 54-55
- Progress Check 3 p. 56

Module 4 – Be Yourself pp. 57-72

- 4a Reading & Vocabulary pp. 58-59
- 4b Listening & Speaking pp. 60-61
- 4c Grammar in Use pp. 62-63
- 4d Vocabulary & Speaking pp. 64-65
- 4e Writing Skills pp. 66-67
- 4f English in Use p. 68
- Culture Corner 4 p. 69
- Going Green 4 pp. 70-71
- Progress Check 4 p. 72

Module 5 – Global Issues pp. 73-88

- 5a Reading & Vocabulary pp. 74-75
- 5b Listening & Speaking pp. 76-77
- 5c Grammar in Use pp. 78-79
- 5d Vocabulary & Speaking pp. 80-81

- 5e Writing Skills pp. 82-83
- 5f English in Use p. 84
- Culture Corner 5 p. 85
- Across the Curriculum pp. 86-87
- Progress Check 5 p. 88

Module 6 – Culture Exchanges pp. 89-104

- 6a Reading & Vocabulary pp. 90-91
- 6b Listening & Speaking pp. 92-93
- 6c Grammar in Use pp. 94-95
- 6d Vocabulary & Speaking pp. 96-97
- 6e Writing Skills pp. 98-99
- 6f English in Use p. 100
- Culture Corner 6 p. 101
- Going Green 6 pp. 102-103
- Progress Check 6 p. 104

Module 7 – Education pp. 105-120

- 7a Reading & Vocabulary pp. 106-107
- 7b Listening & Speaking pp. 108-109
- 7c Grammar in Use pp. 110-111
- 7d Vocabulary & Speaking pp. 112-113
- 7e Writing Skills pp. 114-115
- 7f English in Use p. 116
- Culture Corner 7 p. 117
- Across the Curriculum pp. 118-119
- Progress Check 7 p. 120

Module 8 – Pastimes pp. 121-136

- 8a Reading & Vocabulary pp. 122-123
- 8b Listening & Speaking pp. 124-125
- 8c Grammar in Use pp. 126-127
- 8d Vocabulary & Speaking pp. 128-129
- 8e Writing Skills pp. 130-131
- 8f English in Use p. 132
- Culture Corner 8 p. 133
- Going Green 8 pp. 134-135
- Progress Check 8 p. 136

- Grammar Check pp. 137-153
- Song Sheets pp. SS1-SS4
- Spotlight on Russia pp. 1-10
- Grammar Reference Section pp. GR1-GR16
- Irregular Verbs
- Word List pp. WL1-WL23
- Appendices p. WL23-WL24
- Speaking Practice Section pp. SP1-SP6
- Word formation



задание рекомендуется выполнять
в личной тетради учащегося

Module 1

Socialising

◆ Before you start ...

- Has anything changed in your school/class/daily routine this year? How do you feel about it?
- What was your favourite summer holiday like?
- What's your hobby? When did you start it?

◆ Look at Module 1

Find the page numbers for pictures 1-4.

◆ Find the page numbers for

- notes
- a comic strip
- greeting cards
- a poem

◆ Listen, read and talk about ...

- breaking the ice
- body language
- family members
- relationships
- conflict & disagreement

◆ Learn how to ...

- socialise
- describe pictures (1)
- describe and compare people
- resolve a conflict



◆ Practise ...

- intonation: showing feelings
- Present Simple – Present Continuous – Present Perfect – Present Perfect Continuous – Past Simple – Past Continuous
- stative verbs
- Expressing future actions (*will – be going to – Present Continuous – Present Simple*)
- comparatives & superlatives of adjectives/adverbs
- phrasal verbs: *get*

- word formation: adjectives
- idioms: describing relationships

◆ Write / Make ...

- a greeting card
- a short article about socialising in your country
- a poem







Greeting cards

- 1 Look at the cards (a-h) and describe the pictures. When do we usually send such messages? Read the box and check.

Greeting cards are types of messages which we send to someone to:

- congratulate them
- wish them happy birthday
- express sympathy
- wish them good luck etc.



They are normally short and friendly.

- 2   Match the greeting cards (a-h) to the situations (1-9). One situation is extra.


- 1 someone has just had a baby
- 2 someone wants to show that they are grateful
- 3 two people are getting married
- 4 it's someone's birthday
- 5 it's Christmas
- 6 someone is starting their summer holiday
- 7 someone is celebrating the day they got married
- 8 someone is in hospital
- 9 someone has finished university

- 3 Read the message below. Which card (a-h) does it belong to? Why did Janet write it?


Dear Helen,
I've just heard about your car accident. I hope your stay in hospital will be a short one. I'm sure you'll be back on your feet in no time!
Hugs and kisses,
Janet

3   Which type of bag do statements 1-5 refer to? Listen, read and check.

- 1 It is made from renewable resources.
- 2 Manufacturing it uses a lot of energy.
- 3 A lot of energy is needed to recycle it.
- 4 It takes a very long time to decompose.
- 5 It can cause animals to die.

4  Match the underlined words to their meaning.

- confuse with • damage • making
- not heavy • only a little
- get rid of them • break up
- a large deep hole where we bury rubbish

5  Complete the other two columns of the KWLH chart.

Word formation: re-

6 Read the box. Find examples in the text. Then use the prefix 're-' to make words from the ones given and explain how their meaning changes.

Forming verbs to show repetition

re- combines with verbs and their related nouns to form new verbs and nouns. Words formed this way describe an action that is being repeated. (*build – rebuild*)

1 marry

2 name

3 open

4 start


5 write

6 print

7 appear

8 discover



7 **THINK!**  **Portfolio:** Your partner uses plastic bags. Using the diagram, try to persuade them to switch to reusable ones. Use the information in the text. Record yourselves.

A

- recommend not using plastic bags & give reasons
(*You shouldn't ... because ...*)
- disagree giving reasons
(*I don't think so because ...*)
- suggest solution
(*You could ...*)

B

- agree, suggest using paper ones
(*I see your point ...*
How about ...)
- ask what to do
(*So, what ...*)
- agree (*I guess you're right*)

8 **THINK!** Read the saying. What does it mean to you? Discuss.

GREEN wisdom

"Strong reasons make strong actions."

William Shakespeare
English playwright